

Apollo

The Galaxy range represents a contemporary selection of modern lever designs and finishes, mixing clean lines with smooth radiused edges for maximum comfort when opening your door.

Oval Longplate

- 7016 Lever Set
- 7016L Standard Keyhole
- 7016-E48 ... E48 Lever Set
- 7016-E85 ... E85 Lever Set
- 7267 Passage Set*
- 7268 Privacy Set**
- 7269 Entrance Set**

- > Longplate Lever Set
Includes Levers only
- > Longplate Dummy Lever
Includes single LH or RH Lever and 1152 Dummy Mount
- > Longplate Passage Set
Includes Longplate Levers & 1131 Tubular Latch - 60mm b/s
- > Longplate Privacy Set P85
Includes Longplate Levers Punched P85 & 1131 Tubular Latch, 1253 Privacy Bolt & 7429 Privacy Turn and Release - 60mm b/s
- > Longplate Entrance Set E85
Includes Longplate Levers Punched E85, 1143 Euro Mortice Lock & 1148 70mm Key/Turn - 60mm b/s

**Available with standard or magnetic latches. To upgrade any passage or privacy set to magnetic latches simply add an 'M' to the end of the existing 4 digit code.*

***All entrance sets keyed alike on request*

Galaxy



Specs

- > Constructed from zinc alloy
- > Suits door thicknesses of 32–50mm
- > For door thicknesses that exceed this, custom spindles and alternative fixings will need to be sourced
- > Suitable for interior and exterior use
- > Suitable for aluminium joinery
- > Compatible with 30mm lock backset
- > Upgraded latches provide a premium mechanism inside the door
- > Upgraded springing system and bearing surface ensuring perfect lever action that'll last forever
- > Available Inverted and Oval Punched for commercial locks if required

Installation

- > 60mm backset (see diagram)
- > 25mm spindle hole
- > Passage Set installation shown

Dimensions

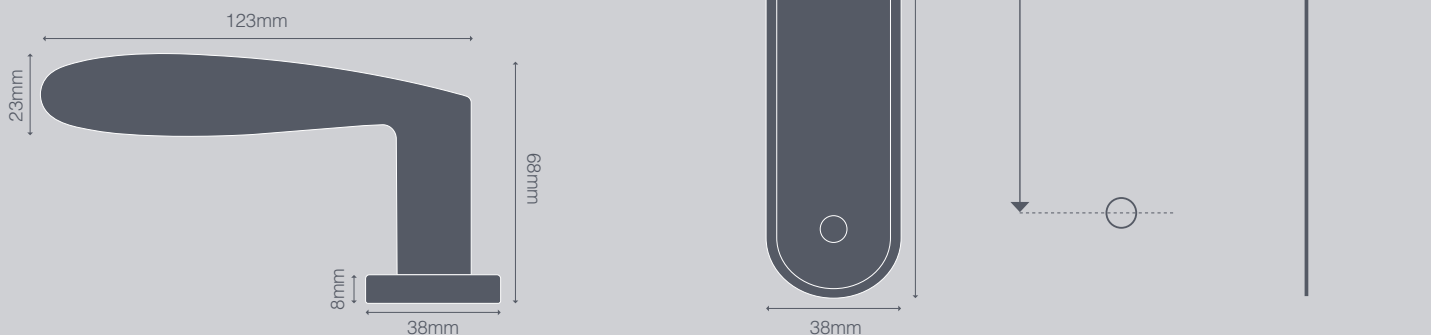




Diagram is not to scale, please refer to fitting instructions [here](#).

Finishes

Stocked



Special



> Colours are from the Dulux range

To view this handle style in each finish option, visit our [website](#) and enter any product code listed on page 1 of this document.

Care & Maintenance

Stocked Finishes

To protect your handles we suggest cleaning the surface of your hardware periodically with a warm soapy lightly dampened cloth to remove any build-up of dust and grime that may cause corrosion and affect the integrity of the finish. Then simply dry thoroughly with a clean, soft cloth. Minimum of monthly cleaning of door handles is recommended for both finish preservation and general hygiene.

Atmospheric conditions, salt deposits, acids, caustic agents, cement or dust on construction sites all have the potential to cause discolouration to the surface.

Please avoid using any metal polishes, abrasive cleaners, scorers or rough cloths that may damage or scratch the hardware and do not spray or immerse the hardware in liquid to clean.